




For Best Results:
Bend Stainless Steel Support in a 4" Diameter Circle to the Right or Left




After the circle has been formed it is easy to position the sculpture by simply pulling the LED Housing to the position where you want it placed,



2 piece steel support stake



2 controls mounted on 1 support



2 piece steel support stake
with 1/4" threaded rod.



Insert threaded rod into support
and slip on control modules
Arrange as desired and secure with 1/4" nut.
Bend stainless support for desired arrangement